

Create an Alma Start Account

Learn how to create an Alma Start account for parents who are NOT current Alma users

Once you get to the Alma Start Home page for your school, you will have an option to create an account by clicking “create account”.

ALMA SCHOOL

Welcome to
alma start

- Fill out forms
- Keep track of tasks
- Review the status of applications

Sign In or [Create Account](#)

email or phone
Email or Phone

password
Password

[Trouble Logging In?](#)


[Sign in](#)

Already have an SIS account? Head over to <http://local-almu.schoolcurrent.net>

To create an account you need to enter the following information:

- **First Name** (Note: This account is for you, not your student(s), please use your information to create the account.)
- **Last Name**
- **Phone or Email:** You can sign-up for an account with a phone OR email. If you have both, it is up to you which you prefer.
- **Password must meet the following requirements:**
 - Length of 7 - 30 characters
 - Include at least 3 of the following: Upper case letter, Lower case letter, Number (0-9), Special character (\$ # ! ^ *)

ALMA SCHOOL

Welcome to 

- Fill out forms
- Keep track of tasks
- Review the status of applications

Create Account or Sign in

first name last name

email or phone*

* Must be a valid United States phone number

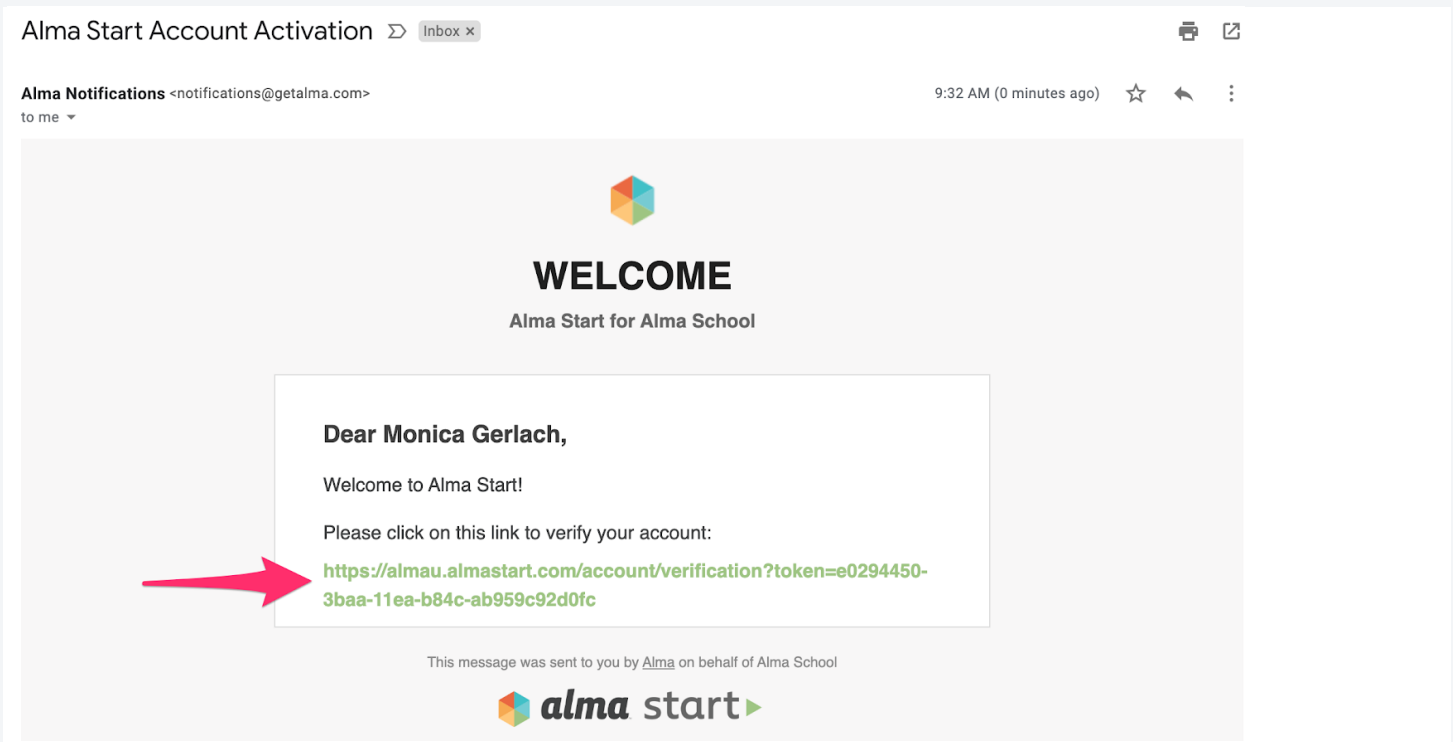
password

By clicking "Create Account", you agree to our terms of service and privacy policy. You may receive SMS Notifications from Alma and can opt out at any time.

[Create Account](#)

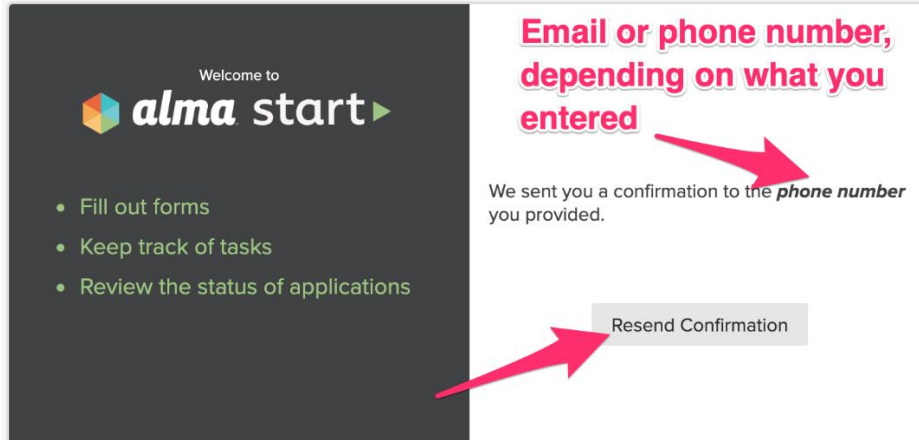
Already have an SIS account? Head over to <http://local-almu.schoolcurrent.net>

Check your email for a message similar to this one:



Phone / Email Verification

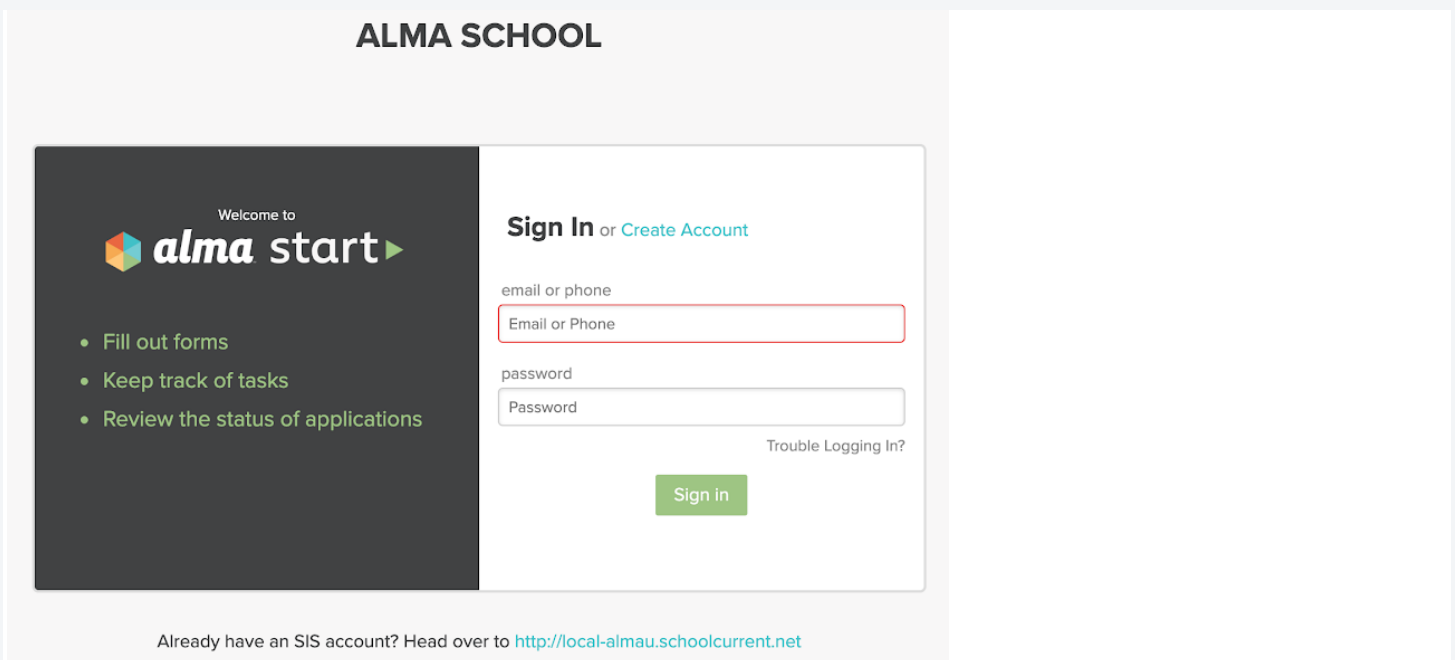
Before an account can be used the email or phone number must be confirmed. Once you have created your account, you'll be taken to a confirmation screen. A link will be sent to the email/phone number you provided. If you lose the link, you can easily click "resend confirmation."



PRO Tip: Check your spam folder if you cannot find the confirmation code via email.

Login

After confirming your email or phone you will be returned to the login page and can log in with your phone/email and password you just created. *Note: If you enter the wrong password 5 times in a row your account will be locked. To unlock your account, click on "trouble logging in?" and follow the directions to recover your password.*




What if I forget my username?

Once you have activated your account by clicking the link in your email or text message, you will be taken back to the Alma Start login screen (you will also receive another confirmation email). Please

keep this email for reference since it includes both your username and the URL for assessing Alma Start.

Alma Start Account Activated Inbox x

Alma Notifications <notifications@getalma.com> to me 9:33 AM (0 minutes ago) ☆ ↶ ⋮


WELCOME
Alma Start for Alma School

Congratulations Monica Gerlach,
Your Alma School Alma Start user account activation is complete.

ACCESSING YOUR ACCOUNT


Username:
monicagerlach@getalma.com

Log in here: <https://almau.almastart.com>

NEED HELP?

If resetting your password does not solve the issue please contact your school administrator.

This message was sent to you by [Alma](#) on behalf of Alma School



Recover Account

You'll need to recover your account in the following cases:

- If you enter an incorrect password 5 times, you'll be locked out of the account.
- If you forget your password and need to have it reset.

If you are ever locked out of your account or if you forget your password, don't worry! Navigate to the Alma Start login screen and click "trouble logging in?". You'll be prompted to enter your username (email address/phone number) that is associated with the Alma Start account.

ALMA SCHOOL



Trouble Logging In?

We'll send you a notification with instructions to recover your account.

username

Note: your username is the email address or phone number you signed up with.

Back

Recover Account

Once you've entered that information, look for an email containing a "password recovery" link.